

# SKY DRIVE




## GPS Speedometer Sensor

### *A revolution in speedometer senders*

#### Features:

- ◆ Makes *any* speedometer into a GPS speedometer
- ◆ Replaces *any* conventional electric speedometer sender
- ◆ Works on *all* pulsed electric speedometers
- ◆ Accurate calibration in *under* a minute
- ◆ Can be configured for *mph, kph, or knots*
- ◆ Easy installation
- ◆ Requires as few as 3 wires to install

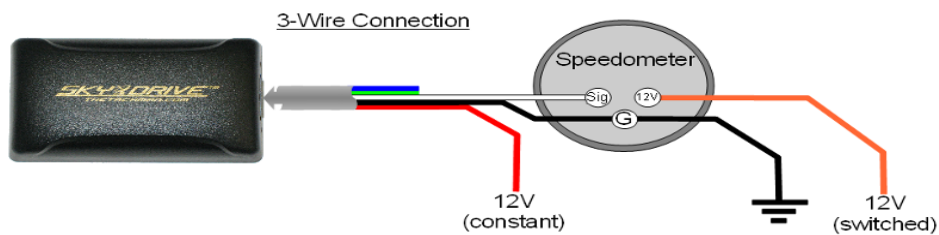
State-of-the art GPS technology allows the **SKY DRIVE™** speedometer sensor to drive *any* electronic speedometer quickly and easily. Using our **unique calibration feature**, the **SKY DRIVE™** can be calibrated to match the requirements of your speedometer in *seconds*, no driving required. Calibration can be done in the comfort and safety of your own driveway or shop.



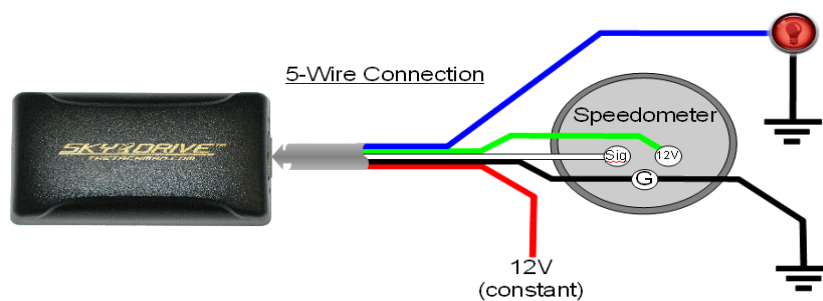
With the **SKY DRIVE™** GPS speedometer sensor, there is no need to know the tire size, gear ratio, or teeth on the transmission speed output of the vehicle.

## Optional Features:

- ◆ **Multi-use output provides one of two optional features:**
  - ◆ **dual speed signal output.**
  - ◆ **ignition power source, providing automatically switched battery voltage based on the motion of the vehicle.**
- ◆ **Calibratable over-speed warning output to drive a lamp or relay in the event of over speeding.**
- ◆ **Both the alternative ignition and over-speed warning wires are capable of driving a load up to 1.2 amps.**



Standard 3-wire connection.



5-wire connection, Sky Drive provides ignition power and is connected to an over-speed warning lamp.

For more information please contact **C A Instruments Ltd.**  
Ph. 780-963-8930 Toll-Free: 1-866-963-6016  
Email: [info@thetachman.com](mailto:info@thetachman.com) Website: [www.thetachman.com](http://www.thetachman.com)